

Remote Party,

You are to join a virtual court room proceeding with the **52nd Circuit Court Family Division – Juvenile Office**. If you have any questions or problems, please contact the Court at (989) 269-9267 or juvenilefilings@co.huron.mi.us prior to your scheduled hearing.

It is your obligation and responsibility to ensure you have the equipment and networking needed for a successful call. If you are unable to appear you must reply to this email to alert the court.

Technical Responsibilities: The court does not provide technical assistance for testing or troubleshooting. In addition, the court does not provide time during court proceedings to troubleshoot issues. It is your responsibility to ensure that your connection works before your court date.

Testing Windows, Apple, or Android devices: Directions for testing your device and networking prior to the proceeding can be found at <https://support.zoom.us/hc/en-us/articles/201362313-How-Do-I-Test-My-Video->

Technical Support: The court uses Zoom meeting services for the Virtual Court Room experience. If you are having TECHNICAL issues with your equipment, you should review Zoom training and support materials at Zoom.us. Please understand Zoom is an independent service provider and will have NO knowledge of your court case or legal issues.

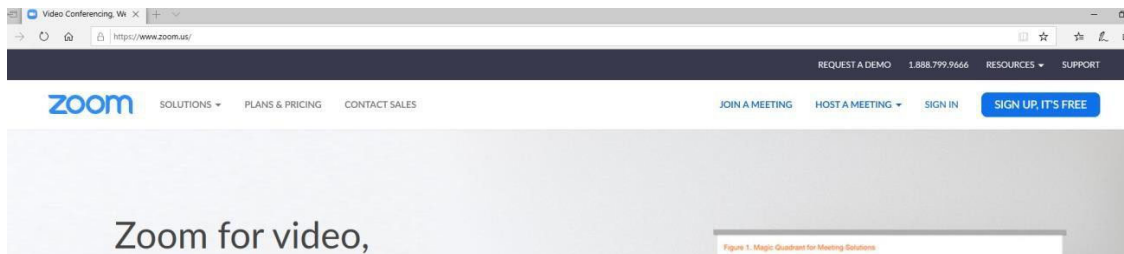
- The judge has full power over remote participants as if they were present in the physical court room.

Connecting to the Virtual Court Room:

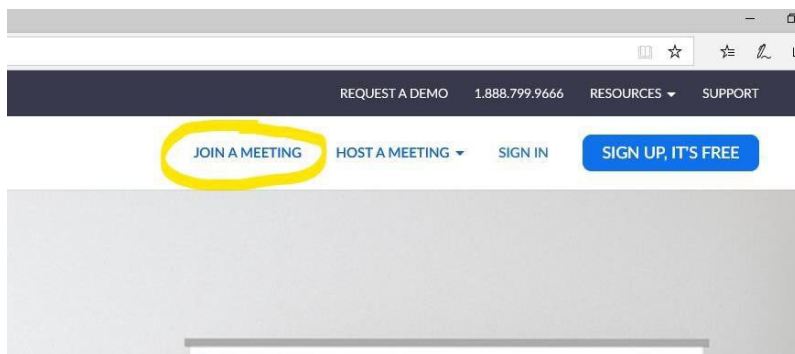
There are two options for Zoom appearance:

1. Windows Desktops and Laptops (must have a camera and microphone)

- a. Go to www.zoom.us.

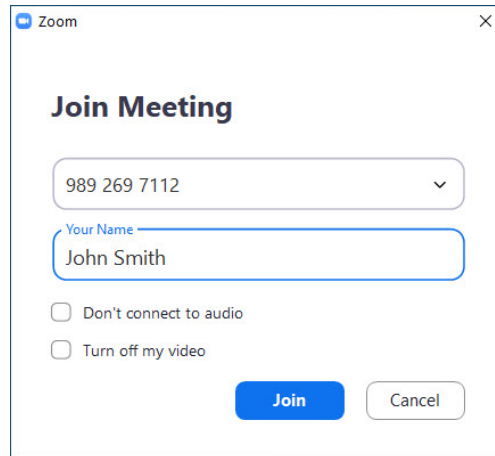


- b. Click on “Join a Meeting”



- c. Enter Meeting ID

HON. GERALD M. PRILL in the **CIRCUIT Courtroom** use meeting id “**989 269 7112**”



Zoom

Join Meeting

989 269 7112

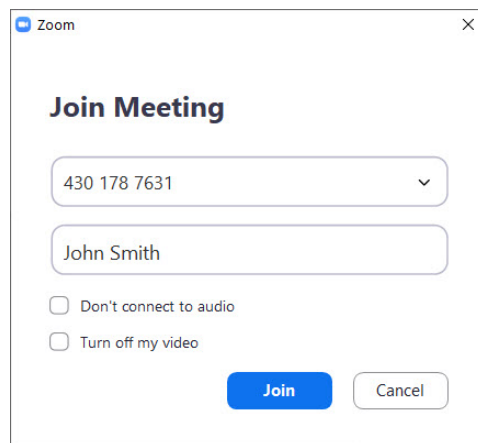
Your Name
John Smith

Don't connect to audio

Turn off my video

Join Cancel

Attorney-Referee **JESSICA L. TESTOLIN-REINKE** or **HON. DAVID B. HERRINGTON** in the **PROBATE Courtroom**, use meeting id “**430 178 7631**”



Zoom

Join Meeting

430 178 7631

John Smith

Don't connect to audio

Turn off my video

Join Cancel

- d. Enter your full name
- e. Click “Join” (Enable video and audio as instructed)
- f. Once hearing is completed, hit “leave meeting”

2. Android and Apple Phones and Tablets

- a. Install / download the free Zoom App from the Apple Store or Google Play prior to the call.
- b. Enter Meeting ID (see above)
- c. Enter your full name
- d. Click “Join”
***Be sure to enable or allow audio & video
- e. Once completed, hit “leave meeting”